



LightUp

250

The chair designed by ITO Design studio is versatile, simple and compact. With its low backrest, it is ideal for both home and office spaces. Features such as durability, functionality and good value for money make the LightUp one of our most popular models with customers.

Collection features:

- the backrest comes in two variants: mesh and upholstered.
- two colours of the plastic finish and 3 colours of the base open up design possibilities.
- also available as a hocker with footrest
- option with jacket hanger also available
- consists of a very small number of components and is 95% recyclable
- Blue Angel certificate - confirms that our chair is environmentally friendly
- Möbelfakta certificate - a guarantee of durability, safety, environmental care and social responsibility during the production process

Technical specifications:

Product versions

250S/250SL/250SFL- mesh backrest

mechanism

- Synchro S - adjustment of seat height, synchronising mechanism with the possibility to adjust the resilience of the backrest to the weight of the sitting person. The synchro mechanism can be locked in one of five positions.
- Synchro SL - S mechanism with function of sliding seat. The synchro mechanism can be locked in one of five positions.
- Synchro SFL - SL mechanism with function of additional seat / backrest tilt The synchro mechanism can be locked in one of four positions.

base

Five-star base.

Variants:

- chrome (polished aluminum)
- black (plastic polyamide)
- light grey (plastic RAL 7047) - concerns SL, SFL mechanism and P61 PU armrest

While ordering LightUp 230SL/230SFL/250SL/250SFL with light grey base all plastic elements (seat cover, backrest frame, lumbar support, armrests, hanger) will be light grey as well.

armrests

- P61PU - Height adjustable armrest (range 80 mm), polyurethane pad.
- P59PU - Height adjustable armrest (range 80 mm), sliding pad (+/- 50 mm) with span option (+/- 30 mm). Colour of armrest frame: black.

castors/glides

- hard castors (for soft floors)
- soft castors (for hard floors)
- teflon glides (universal)

Colours of castors:

- black (plastic)
- light grey (plastic RAL 7047)

seat

Black or light grey plastic cover; deciduous plywood; cold molded foam - density 70 kg/m³.

backrest

Types of backrest :

- mesh

Option - lumbar support:

- Type A - height adjustable
- Type B - height and depth adjustable

Hanger, maximum load 4 kg.

Types of backrest mesh:

- RUNNER
- STRING

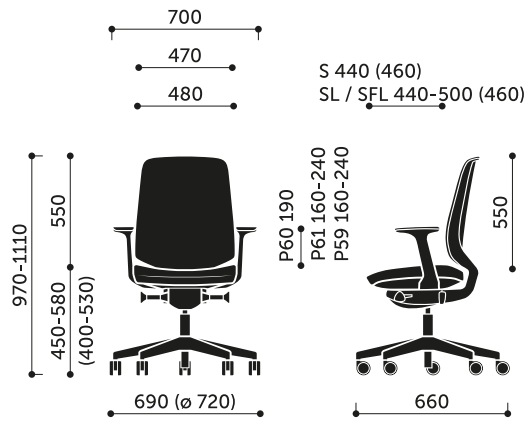
net weight

- 250S / 250SL / 250SFL - 16,0 kg
- 250ST / 250STL - 15,5 kg

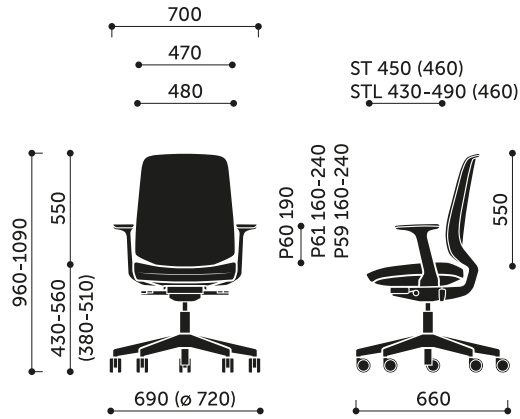
gross weight

- 250S / 250SL / 250SFL - 20,0 kg
- 250ST / 250STL - 19,5 kg

Product dimensions:

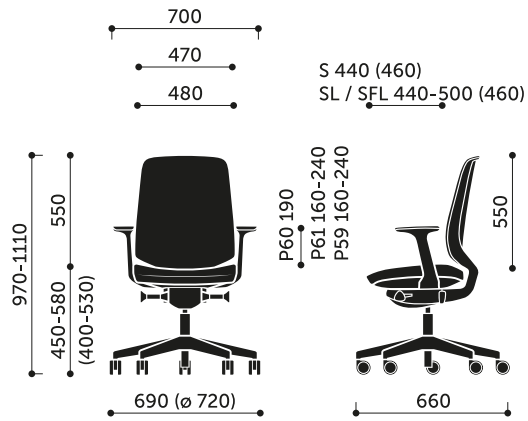


250S / 250SL / 250SFL

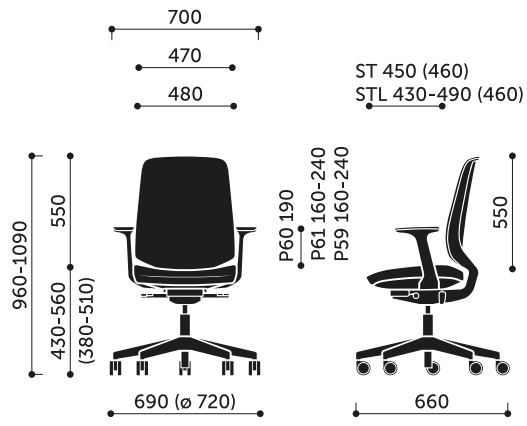


250ST / 250STL

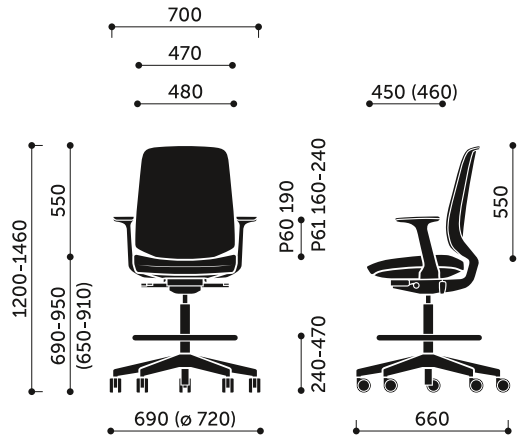
Dimensions of other models in the collection:



230S / 230SL / 230SFL



230ST / 230STL



330ST / 350ST